

GE Sensing

Features

- Measure or source 0 to 24 mA
- Accuracy 0.01% of reading
- Dual mA and % readout, linear or flow
- Step, span check, valve check, ramp
- 60 VDC measurement and continuity
- Hart® compatible

The UPS III is a rugged and extremely compact loop calibrator. Measuring 3 in x 5 in (77 mm x 129 mm) and weighing just 9.7 oz (275 g), it fits comfortably in a shirt pocket. It is an essential tool for loop testing, instrument maintenance and valve set-up, with an easy to read display and simple to use time saving features.

UPS III Druck Loop Calibrator

UPS III is a Druck product. Druck has joined other GE high-technology sensing businesses under a new name—GE Sensing.



GE Sensing

Graphic Display

The graphic display with menu-driven interface is easier to use than traditional knobs, switches, multi-function keys and dual key sequences.

Measure or Source 0 to 24 mA

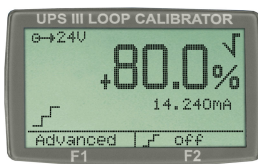
An internal 24 V loop supply is available in both measure and source modes, essential during plant shutdowns.

Accuracy 0.01% of Reading

This includes 12 month stability and temperature effects. The UPS III can maintain a 4:1 calibration ratio with the latest instrumentation and is typically 20 to 80 times more accurate than a Digital Multi-Meter (DMM).

Simultaneous % Readout

Displays mA and the percentage value of 4 to 20 mA or 0 to 20 mA. The UPS III also converts mA readings to % flow. This is not possible with many loop calibrators.



Step, Span Check and Value Check

Step quickly through linearity tests and zero/span adjustments. In valve mode, seating can be checked and the positioner set.

Step Mode	0%	25%	50%	75%	100%
4 to 20 mA linear	4	8	12	16	20
0 to 20 mA linear	0	5	10	15	20
4 to 20 mA flow	4	5	8	13	20
0 to 20 mA flow	0	1.25	5	11.25	20
4 to 20 mA span check	4	–	–	–	20
0 to 20 mA span check	0	–	–	–	20
4 to 20 mA valve	3.8, 4, 4.2	–	12	–	19, 20, 21

Auto Step and Ramp

Outputs have adjustable rates (1 to 599 s) for single-handed loop testing, valve set-up and slew rate checks.

“Fast Set” Output

Allows values to be set to within 0.001 mA using the arrow keys. Holding a key quickly ramps the output to the next value. The system is ideal for alarm trip tests.

60 VDC Measurement

For loop diagnostics and maintenance of voltage output instruments.

Continuity and Switch Test Facility

This reduces DMM dependence when fault finding, checking loop integrity and testing switches.

Hart Compatible

Internal 235 Ω loop resistor (menu selectable)

EMC compliance to EN 61326-1

Complies with heavy industry standard. Most loop calibrators are only suitable for light industrial use.

Other Features

- Adjustable display contrast
- Adjustable resolution
- Uses industry standard AA batteries
- Battery voltage and battery low indicator
- Information screen reports serial number, software version and calibration date
- Primary reading in mA or %
- Auto power off (enable or disable)
- Pin protected closed case calibration
- Optional protective over-boot with bench stand, hanging loop and quick connect belt clip
- Optional AC line adaptor

UPS III Specifications

Performance

Function	Range	Resolution	1 year Accuracy ¹ % rdg + counts	Remarks
Source mA	24 mA	0.001	0.01% + 2	V-max 75V
Source mA and 24V	24 mA	0.001	0.01% + 2	R-max 1 k Ω at 20 mA
Measure	24 mA	0.001	0.01% + 2	V-max mA 75V
Measure mA and 24V	24 mA	0.001	0.01% + 2	R _{measure} 15 Ω
Measure V	60 V	0.001	0.02% + 4	R _{measure} 1 M Ω
Continuity	< 100 Ω			1 mA current

¹Accuracy includes temperature effects 62°F to 80°F (17°C to 27°C). For use outside these limits add 0.0015%/°F (0.003%/°C).

Electrical

Power Supply

4 x 1.5 V AA-size alkaline batteries (standard) or universal power supply (see option B)

Battery Life

75 hours in read mode, 18 hours at 12 mA

Auto Power Down

30 minutes after last key press

Low Battery Warning

Battery symbol displayed

Open Loop

Flashes "open loop"

Loop Resistance High


Flashes "check loop Ω "

Out of Range

Displays <<<< (under), >>>> (over)

Hart Resistor

235 Ω menu selectable loop resistor



Environmental

Calibration Reference

72°F (22°C) $\pm 2^\circ\text{F}(\pm 3.6^\circ\text{C})$ /RH 45% $\pm 15\%$

Operating Temperature

14°F to 122°F (-10°C to 50°C)

Relative Humidity

0% to 90% non-condensing

Conformity

EN 61010, /EN 61326-1:1997 + A1:1998, CE marked

Physical

Housing Material

High impact ABS

Dimensions (w x h x d)

3 in x 5 in x 1 in (77 mm x 129 mm x 24 mm)

Weight

9.7 oz (275 g) including batteries

Display

Graphic LCD, 1.2 in x 2.1 in (31 mm x 54 mm)

Electrical Terminals

Gold plated, 4 mm sockets

UPS III Specifications

Options

(A) Protective Over-boot–P/N UNO-38023

This nitrile rubber over-boot provides maximum impact protection. A bench stand, hanging loop and two-part “quick fit” belt attachment are incorporated into the design.

(B) Carry Case–P/N UNO-38016

AC line adapter to power the UPS III

(C) Mains Adaptor–P/N 191-129

A universal mains input adaptor to power the UPS III

Supplied As Standard

The UPS III is supplied as standard with a certificate of calibration, user guide, test leads, and a set of alkaline batteries.

Calibration Standards

Instruments manufactured by GE are calibrated against precision equipment traceable to International Standards.

Related Products

Portable Field Calibrators

A comprehensive range of portable pressure, temperature and electrical field calibrators

Laboratory and Workshop Instruments

A comprehensive range of pressure indicators and controllers. Also included are pressure industrial deadweight testers and GE Ruska high precision controllers and primary standard piston gauges.

Pressure Transducers and Transmitters

A wide range of pressure transducers and transmitters including analog, digital and Hart/Smart devices. Please contact GE for further information.

Ordering Information

Please state the following:

- Model–UPS III
- Option part numbers (if required). Please order as separate items.
- Supporting Services (order as separate items)

Supporting Services

Our highly trained staff can support you, no matter where you are in the world. We can provide training, nationally accredited calibration - both initially and at periodic intervals - extended warranty terms, maintenance and even rental of portable or laboratory calibrators. Further details can be found in www.gesensing.com/productservices/service.htm



©2008 GE. All rights reserved.
920-115C

All specifications are subject to change for product improvement without notice. GE® is a registered trademark of General Electric Co. Other company or product names mentioned in this document may be trademarks or registered trademarks of their respective companies, which are not affiliated with GE.

www.gesensing.com

GE Sensing

Features

- ATEX/IEC intrinsically safe
- Measure or source 0 to 24 mA
- Accuracy 0.015% of reading
- Dual mA and % readout, linear or flow
- Step, span check, valve check, ramp
- 50 VDC measurement and continuity
- HART® compatible

The UPS III IS is a rugged and extremely compact loop calibrator. It measures 3.5 in x 5.5 in x 1.7 in (90 mm x 140 mm x 42 mm) and weighs just 16.2 oz (460 g). It is an essential tool for loop testing, instrument maintenance and valve set-up, with an easy-to-read display and simple-to-use time saving features.

UPS III IS Druck Loop Calibrator

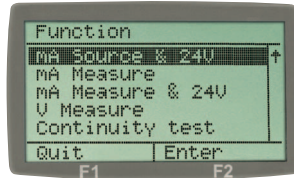
UPS III IS is a Druck product. Druck has joined other GE high-technology sensing businesses under a new name—GE Industrial, Sensing.



GE Sensing

Graphic Display

The graphic display with menu-driven interface is easier to use than traditional knobs, switches, multifunction keys and dual key sequences.



Measure or Source 0 to 24 mA


An internal loop supply is available in both measure and source modes, essential during plant shutdowns.

Accuracy 0.015% of Reading

This includes 12 month stability and temperature effects. The UPS III IS can maintain a 4:1 calibration ratio with the latest instrumentation and is typically 10 to 40 times more accurate than a Digital Multi-Meter (DMM).

Simultaneous % Readout

Displays mA and the percentage value of 4 to 20 mA or 0 to 20 mA. The UPS III IS also converts mA readings to % flow. This is not possible with many loop calibrators.



Step, Span Check and Value Check

Step quickly through linearity tests and zero/span adjustments. In valve mode, seating can be checked and the actuator set.

Step Mode	0%	25%	50%	75%	100%
4 to 20 mA linear	4	8	12	16	20
0 to 20 mA linear	0	5	10	15	20
4 to 20 mA flow	4	5	8	13	20
0 to 20 mA flow	0	1.25	5	11.25	20
4 to 20 mA span check	4	–	–	–	20
0 to 20 mA span check	0	–	–	–	20
4 to 20 mA valve	3.8, 4, 4.2	–	12	–	19, 20, 21

Auto Step and Ramp

Outputs have adjustable rates (1 to 599 seconds) for single-handed loop testing, valve set-up and slew rate checks.

“Fast Set” Output

Allows values to be set to within 0.001 mA using the arrow keys. Holding a key quickly ramps the output to the next value. The system is ideal for alarm trip tests.

50 VDC Measurement

For loop diagnostics and maintenance of voltage output instruments

HART® Compatible

Internal 220 Ω loop resistor (menu selectable)

EMC Compliance to EN 61326

Complies with heavy industry standard. Most loop calibrators are only suitable for light industrial use.

Other Features

- Adjustable display contrast
- Adjustable resolution
- Uses industry standard AA batteries
- Battery voltage and battery low indicator
- Information screen reports serial number, software version and calibration date
- Primary reading in mA or %
- Auto power off (enable or disable)
- Pin protected, closed case calibration
- Leather case with carry strap. (Note: the UPS III IS must be used in the case for hazardous area use.)

UPS III IS Specifications

Performance

Function	Range	Resolution	1 Year Accuracy ¹ % rdg + counts	Remarks
Source mA	24 mA	0.001	0.015% + 2	V-max 30 V
Source mA and 21V	24 mA	0.001	0.015% + 2	R-max 650 Ω at 20 mA
Measure mA	24 mA	0.001	0.015% + 2	V-max 30 V
Measure mA and 21V	24 mA	0.001	0.015% + 2	R _{measure} 15Ω
Measure V	50 V	0.001	0.015% + 4	R _{measure} 1 MΩ
Continuity	< 100 Ω			0.5 mA current

¹Accuracy includes temperature effects 63°F to 81°F (17°C to 27°C). For use outside these limits add 0.015%/°F (0.003%/°C).

Electrical

Power Supply

4 x 1.5 V AA-size alkaline batteries (see certificate for type)

Battery Life

60 hours in measure mode, 14 hours at 12 mA

Auto Power Down

30 minutes after last key press

Low Battery Warning

Battery symbol displayed

Open Loop

Flashes "open loop"

Loop Resistance High

Flashes "check loop Ω"

Out of Range

Displays <<<< (under), >>>> (over)

HART Resistor

220 Ω menu selectable loop resistor



Environmental

Calibration Reference

72°F (22°C) ±9°F(±5°C)/RH 45% ±15%

Operating Temperature

14°F to 104°F (-10°C to 40°C)

Relative Humidity

0% to 90% non-condensing

Conformity

EN 61010, EN 61326:1997 + A1 (1998) + A2 (2001) + A3 (2003), CE marked

Certified for use in hazardous areas

ATEX: Ex II 2G Ex ib IIC T4 (-10°C ≤ Ta ≤ +40°C)

Certificate number BASEEFA 06ATEX0224X

IEC: Ex ib IIC T4 (-10°C ≤ Ta ≤ +40°C)

Certificate number IECEx BAS 06.0053X

Physical

Housing Material

High impact ABS

Dimensions (w x h x d)

3.5 in x 5.5 in x 1.7 in (90 mm x 140 mm x 42 mm)

Weight

16.2 oz (460 g) including batteries and leather case

Display

Graphic LCD, 1.2 in x 2.1 in (31 mm x 54 mm)

Electrical Terminals

Gold plated, 4 mm sockets

UPS III IS Specifications

Supplied As Standard

The UPS III IS is supplied as standard with leather case and carry strap, a certificate of calibration, user guide, test leads, and a set of alkaline batteries.

Calibration Standards

Instruments manufactured by GE are calibrated against precision equipment traceable to international standards.

Related Products

Portable Field Calibrators

A comprehensive range of portable pressure, temperature and electrical field calibrators

Laboratory and Workshop Instruments

A comprehensive range of pressure indicators and controllers. Also included are Pressurements industrial deadweight testers and GE Ruska high precision controllers and primary standard piston gauges.

Pressure Transducers and Transmitters

A wide range of pressure transducers and transmitters including analog, digital and HART/Smart devices. Please contact GE for further information.

Ordering Information

Please state the following:

- Model—UPS III IS



©2007 GE. All rights reserved.
920-374B

All specifications are subject to change for product improvement without notice. GE® is a registered trademark of General Electric Co. Other company or product names mentioned in this document may be trademarks or registered trademarks of their respective companies, which are not affiliated with GE.

www.gesensing.com